

SS1PTZ-33x3M Series

Stainless Steel Weatherproof PTZ Camera Station

Integrated with 3MP 33x Optical Zoom Ventionex VX1 Sony Sensor Camera Module



SS1PTZ-W



SS1PTZ-LEDW

Main Features



Marine grade
AISI316L Stainless
Steel material



IP 66 / 68



Vandal-proof IK10
ratings



Option for LED
illuminator available



Option for IEEE
802.3bt PoE++
(90Watt)



3MP resolution
33x optical zoom lens



Motorized 4.6-
152mm

Technical Data

General	
Protection Level	IP 66 / 68, TVS 6000V Lightning Protection, Surge Protection and Voltage Transient Protection
Operating Temperature	-40°C to 60°C
Relative Humidity	≤95%
Mechanical	
Body Material	Stainless steel 316L material
Sight Glass Material	Window with hardened mineral clear tempered glass
	Window with Germanium glass (for SS1PTZ-G and SS1PTZ -GL model)
Pan & Tilt Speed	Variable speed option: 0.1°/s to 45°/s
Pan & Tilt Movement	Pan: 360° continuously Tilt: -90° ~ +90°
Overall Dimension (WxHxD)	<i>Please refer to overall dimension drawings of each model.</i>
Internal Usable Size for Camera Module	Ø80 x 155 mm
Cable Entries	1 x M25 (optional additional cable entry upon request)
Weight	Approximate 38KG
Electrical	
Operating Voltage	AC110-240V (0.5A - 1.10A), 50/60Hz Optional: IEEE 802.3bt PoE++(90W)
Power Consumption	Max 110W (110V), Max 120W (240V)
Thermostatically Controlled Heater	T°C on: <10°C, T°C off: >10°C
Optional	
LED Illumination	Up to 200 meters (for SS1PTZ-LEDW model)
Accessories	
Standard	Sunshield for Camera Housing
Optional	Wall Bracket, Sunshield for Pan & Tilt Body

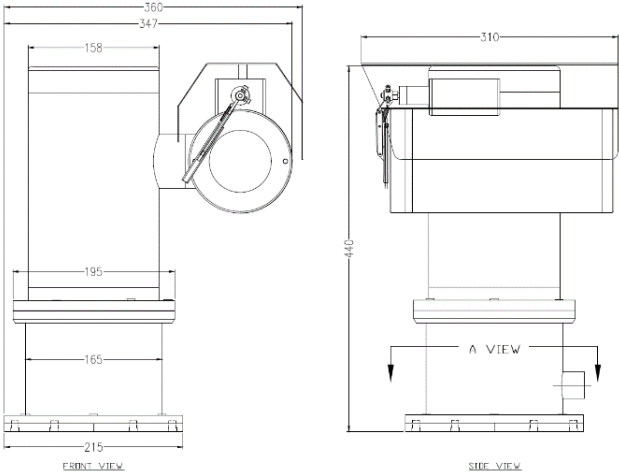
IP Camera/Lens

Camera	
Day/Night	Automatically removable IR-cut filter
Shutter Time	1~1/10K s
Noise Reduction	2DNR, 3DNR, NR by motion
Image Settings	Color, Brightness, Sharpness, Contrast, White Balance, Exposure Control, Masking, Text Overlay
Corridor Mode	Corridor Mode 90°, 180°, 270° rotation
Image	
Image Sensor	1/2.8" Progressive CMOS
Effective Pixels	HxV = 2065x1553 (3MP)
Pixel Size	2.5 μm
Lens	f =4.6 mm (wide) to 152.0 mm (tele), F1.6
FOV	Horizontal: 55° (wide), 2° (tele) Vertical: 43° (wide), 1.0° (tele)
Zoom	33x Optical Zoom, Up to 10x Digital Zoom
Min. Illumination	Color: 0.04Lux B/W: 0.002Lux
Frame Rate (Maximum)	H265: HDR 3M @30fps + 720p @30fps
	H264: HDR 3M @30fps + 720p @30fps
	MJPEG: 1080p @30fps
Compression Standard	
Video Compression	H.265/H.264/MJPEG
Video Streaming	Up to 4 individually configurable streams in H.265/ H.264/ MJPEG Configurable resolution/ frame rate/ bandwidth LBR/ VBR/ CBR in H.265/ H.264
Network	
Security	User Authentication/ HTTPS/ IP Filter/ IEEE 802.1x
Supported Protocols	ARP, PPPoE, IPv4/v6, ICMP, IGMP, QoS, TCP, UDP, DHCP, UPnP, SNMP, SMTP, RTP, RTSP, HTTP, HTTPS, FTP, NTP, DDNS
ONVIF	Profile S/ G/ Q/ T conformant
System Integration	
Analytics	Motion Detection/ Tampering
General	
Storage	Support for microSD/ microSDHC/ microSDXC card (up to 512GB) Support for recording to NAS

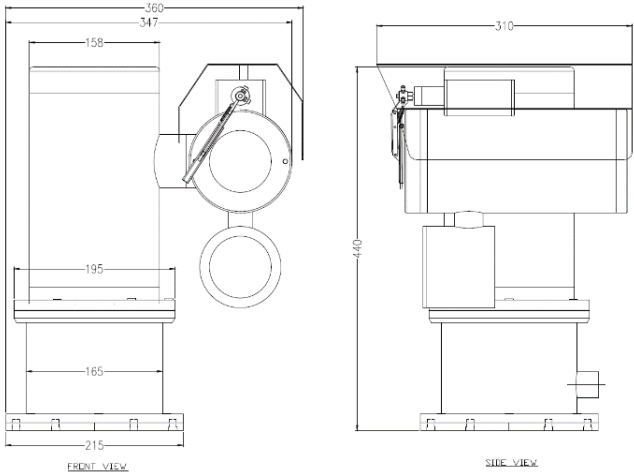
*Analog camera and other camera module options are available upon request.

*Thermal camera options are available for G model. Please contact us for the details

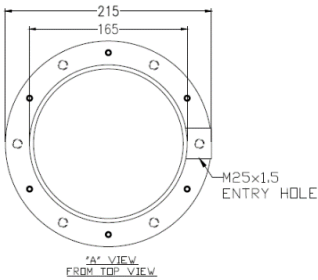
Outline Dimensions (mm)



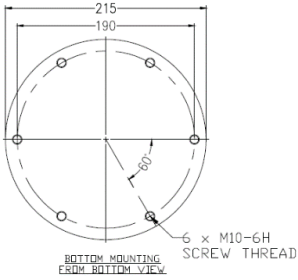
SS1PTZ-W Outline Dimensions



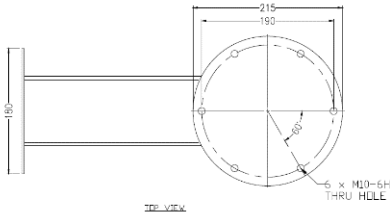
SS1PTZ-LEDW Outline Dimensions



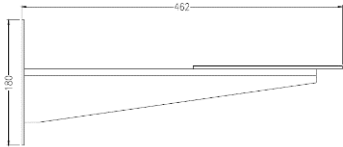
Base View from Top



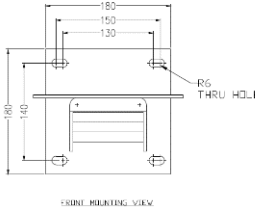
Base View from Bottom for Mounting



TOP VIEW



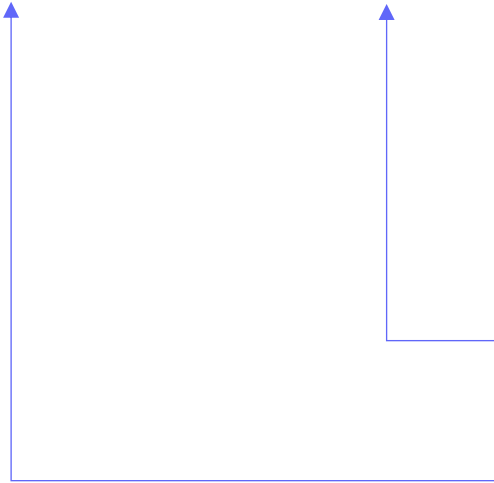
SIDE VIEW



FRONT MOUNTING VIEW

WB-SS1PTZ - Wall Bracket Outline Dimensions

SS1PTZ - X - 33x3M - X



POE Options

Blank : No additional option
POE : POE++

Camera Station Options

W : Fitted with wiper mechanism
LEDW : With LED Illuminator and Wiper

Standard Accessories

SCH-SS1PTZ : Sunshield for Camera Housing

Optional Accessories

WB-SS1PTZ : Wall Bracket

SPT-SS1PTZ : Sunshield for Pan & Tilt Body